

System 70 - Mk 2

COMPONENTS LIST

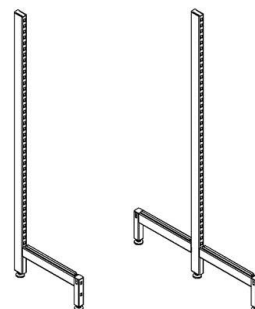
MODULAR HEAVY DUTY CANTILEVER GONDOLA SHELVING SYSTEM

| Code | Dimensions | Description | Finish |
|------|------------|-------------|--------|
|------|------------|-------------|--------|

GONDOLA POSTS - (70 x 34 x 2.3mm Heavy Duty) - Side slotted for mesh panels as well


Note: The heights listed for our posts do not include the adjuster plate & adjustable glide (foot).
Overall heights including foot adjustment - 1415mm = 1445mm O/A and 1990mm = 2020mm O/A

| | | | |
|---------|-------------------|----------------------------|-------------|
| 700-003 | 1415 x 470 | Double Sided Post (1445mm) | Oyster Grey |
| 700-004 | 1415 x 470 | Single Sided Post (1445mm) | Oyster Grey |
| 700-005 | 1990 x 470 | Double Sided Post (2020mm) | Oyster Grey |
| 700-006 | 1990 x 470 | Single Sided Post (2020mm) | Oyster Grey |
| 700-345 | 1415 x <u>400</u> | Double Sided Post (1445mm) | Oyster Grey |
| 700-346 | 1415 x <u>400</u> | Single Sided Post (1445mm) | Oyster Grey |
| 700-347 | 1990 x <u>400</u> | Double Sided Post (2020mm) | Oyster Grey |
| 700-348 | 1990 x <u>400</u> | Single Sided Post (2020mm) | Oyster Grey |




INFILL PANELS - (suit 915 or 1200mm Modules - Punched Panels or Wire Mesh for 915mm)

| | | | |
|---------|------------|------------------------|-------------|
| 700-007 | 905 x 450 | Punched Panel | Oyster Grey |
| 700-009 | 1190 x 450 | Punched Panel | Oyster Grey |
| 700-011 | 905 x 327 | Punched Panel | Oyster Grey |
| 700-013 | 1190 x 327 | Punched Panel | Oyster Grey |
| 700-015 | 905 x 204 | Punched Panel | Oyster Grey |
| 700-017 | 1190 x 204 | Punched Panel | Oyster Grey |
| 700-012 | 1279 x 879 | Wire Mesh Infill Panel | Oyster Grey |
| 700-014 | 1804 x 879 | Wire Mesh Infill Panel | Oyster Grey |



Punched Panel



Wire Mesh Infill Panel

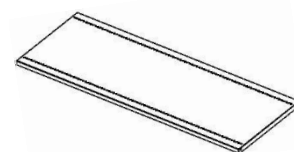
TOP CAPS - (mainly used on low height units only)

| | | | |
|---------|--------|---------|-------------|
| 700-019 | 915mm | Top Cap | Oyster Grey |
| 700-020 | 1200mm | Top Cap | Oyster Grey |



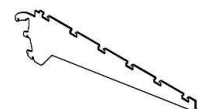
STEEL SHELVES (HEAVY DUTY) - (Chrome Wire Shelves also available - see page 5)

| | | | |
|---------|------------|-------------|-------------|
| 700-025 | 915 x 470 | Steel Shelf | Oyster Grey |
| 700-026 | 915 x 405 | Steel Shelf | Oyster Grey |
| 700-028 | 915 x 305 | Steel Shelf | Oyster Grey |
| 700-029 | 1200 x 470 | Steel Shelf | Oyster Grey |
| 700-031 | 1200 x 405 | Steel Shelf | Oyster Grey |
| 700-032 | 1200 x 305 | Steel Shelf | Oyster Grey |



STEEL SHELF BRACKETS - (Multi-Angle - Straight position plus 2 down slopes)

| | | | |
|---------|-------|-------------------|-------------|
| 700-022 | 470mm | Bracket - 6 Notch | Oyster Grey |
| 700-023 | 405mm | Bracket - 5 Notch | Oyster Grey |
| 700-024 | 305mm | Bracket - 3 Notch | Oyster Grey |



HEAD OFFICE [NSW]

205-231 Fairfield Road
Yennora NSW 2161

Phone: (02) 8724 4600
Fax: (02) 8724 4699

VICTORIA

Suite 3, 203-205 Blackburn Road
Mount Waverley Vic 3149

Phone: (03) 9847 6822
Fax: (03) 9847 8868

QUEENSLAND

Unit 20b, 10-20 Depot Street
Banyo Qld 4014

Phone: (07) 3266 9502
Fax: (07) 3266 4269

System 70 - Mk 2

COMPONENTS LIST

MODULAR HEAVY DUTY CANTILEVER GONDOLA SHELVING SYSTEM

| Code | Dimensions | Description | Finish |
|------|------------|-------------|--------|
|------|------------|-------------|--------|

FEATURE END FRAMES & PANELS - (Clip on Ends for Hang Sell or Shelves)



Note: Use our stock standard 905mm Panels for Feature End Frames
(use the same configuration of panels as used for your gondola - refer page 1 for panels)

[2 905 x 450mm plus 1 905 x 327mm Punched Panels for a 1415mm Feature End Frame]
[4 905 x 450mm Punched Panels for a 1990mm Feature End Frame]

| | | | |
|---------|------------|---------------------------|-------------|
| 700-034 | 1415 x 930 | Feature End Frame - Panel | Oyster Grey |
| 700-035 | 1990 x 930 | Feature End Frame - Panel | Oyster Grey |

| | | | |
|---------|------------|--------------------------|-------------|
| 700-016 | 1415 x 930 | Feature End Frame - Mesh | Oyster Grey |
| 700-018 | 1990 x 930 | Feature End Frame - Mesh | Oyster Grey |

Clip on End
with
Punched Panels

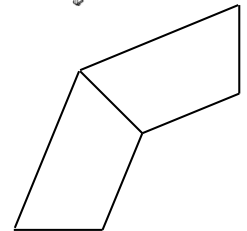


Clip on End
with welded in
Wire Mesh Infill

2 BAY CORNER UNITS

Note: Use our stock standard 905 x 450mm Panels to form each bay
of a 2 bay corner unit - (refer page 1 for panels & posts).

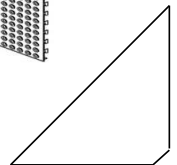

| | | | |
|---------|-------|--------------------|-------------|
| 700-060 | 470mm | 2 Bay Corner Shelf | Oyster Grey |
| 700-061 | 405mm | 2 Bay Corner Shelf | Oyster Grey |



45° INTERNAL CORNER UNITS

| | | | |
|---------|-----------|---------------------------|-------------|
| 700-091 | 725 x 450 | Punched Int. Corner Panel | Oyster Grey |
| 700-092 | 725 x 327 | Punched Int. Corner Panel | Oyster Grey |
| 700-093 | 725 x 204 | Punched Int. Corner Panel | Oyster Grey |

| | | | |
|---------|-------|-----------------------|-------------|
| 700-097 | 470mm | Internal Corner Shelf | Oyster Grey |
| 700-098 | 405mm | Internal Corner Shelf | Oyster Grey |



GONDOLA POST EXTENSION

Note: Adds 205mm panel height to existing gondolas.

| | | | |
|---------|-------|----------------|-------------|
| 700-037 | 205mm | Post Extension | Oyster Grey |
|---------|-------|----------------|-------------|



PELMET BRACKETS

| | | | |
|---------|-----------|---------------------|-------------|
| 933-012 | 457-762mm | Pelmet Tube Bracket | Oyster Grey |
|---------|-----------|---------------------|-------------|



HEAD OFFICE [NSW]

205-231 Fairfield Road
Yennora NSW 2161

Phone: (02) 8724 4600
Fax: (02) 8724 4699

VICTORIA

Suite 3, 203-205 Blackburn Road
Mount Waverley Vic 3149

Phone: (03) 9847 6822
Fax: (03) 9847 8868

QUEENSLAND

Unit 20b, 10-20 Depot Street
Banyo Qld 4014

Phone: (07) 3266 9502
Fax: (07) 3266 4269

System 70 - Mk 2

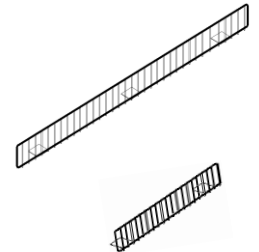
COMPONENTS LIST

MODULAR HEAVY DUTY CANTILEVER GONDOLA SHELVING SYSTEM

| Code | Dimensions | Description | Finish |
|------|------------|-------------|--------|
|------|------------|-------------|--------|

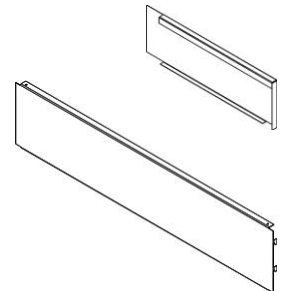
SHELF FRONTS & DIVIDERS - (suit "Steel Shelves" only)

| | | | |
|---------|-----------|----------------------------------|--------|
| 700-049 | 915 x 76 | Wire Front - suit Steel Shelf | Chrome |
| 700-050 | 1200 x 76 | Wire Front - suit Steel Shelf | Chrome |
| 700-052 | 470 x 76 | Shelf Divider - suit Steel Shelf | Chrome |
| 700-053 | 405 x 76 | Shelf Divider - suit Steel Shelf | Chrome |
| 700-055 | 305 x 76 | Shelf Divider - suit Steel Shelf | Chrome |




KICKPLATES - (Optional accessory)

| | | | |
|---------|------------|---------------------|-------------|
| 700-185 | Left Hand | Kickplate - (end) | Black Gloss |
| 700-186 | Right Hand | Kickplate - (end) | Black Gloss |
| 700-215 | 915mm | Kickplate - (front) | Black Gloss |
| 700-187 | 1200mm | Kickplate - (front) | Black Gloss |



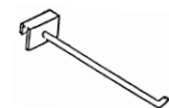
CROSSBAR 32mm - (with welded lugs) Heavy Duty System 70 Mk 2

| | | | |
|---------|--------|-----------------------|--------|
| 700-040 | 915mm | Crossbar - Heavy Duty | Chrome |
| 700-041 | 1200mm | Crossbar - Heavy Duty | Chrome |




CROSSBAR ACCESSORIES - (6mm prong with saddle to suit above Crossbars)

| | | | |
|---------|-------|--------------|--------|
| 701-322 | 150mm | Single Prong | Chrome |
| 701-328 | 300mm | Single Prong | Chrome |



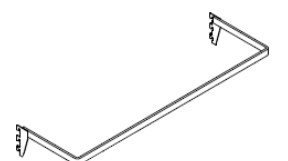
BLOUSE ARMS - (for apparel displays with saddle to suit above Crossbars)

| | | | |
|---------|-------|---------------------|--------|
| 701-028 | 300mm | Straight Blouse Arm | Chrome |
| 701-026 | 9 Pin | Sloping Blouse Arm | Chrome |



SIDE HANG - (with welded lugs) System 70 Mk 2

| | | | |
|---------|------------|-----------|--------|
| 993-431 | 915 x 270 | Side Hang | Chrome |
| 993-467 | 1200 x 270 | Side Hang | Chrome |



HEAD OFFICE [NSW]

205-231 Fairfield Road
Yennora NSW 2161

Phone: (02) 8724 4600
Fax: (02) 8724 4699

VICTORIA

Suite 3, 203-205 Blackburn Road
Mount Waverley Vic 3149

Phone: (03) 9847 6822
Fax: (03) 9847 8868

QUEENSLAND

Unit 20b, 10-20 Depot Street
Banyo Qld 4014

Phone: (07) 3266 9502
Fax: (07) 3266 4269

System 70 - Mk 2

COMPONENTS LIST

MODULAR HEAVY DUTY CANTILEVER GONDOLA SHELVING SYSTEM

| Code | Dimensions | Description | Finish |
|------|------------|-------------|--------|
|------|------------|-------------|--------|

(OPTION No. 1)

WIRE BASKETS - (Fully reversible basket style)

| | <u>Module</u> | <u>Bottom</u> | <u>Front</u> | <u>Back</u> | | |
|---------|---------------|---------------|--------------|-------------|-------------|--------|
| 930-016 | 915 | x 430 | x 100 | x 50 | Wire Basket | Chrome |
| 802-020 | 915 | x 330 | x 100 | x 50 | Wire Basket | Chrome |
| 907-124 | 1200 | x 430 | x 100 | x 50 | Wire Basket | Chrome |
| 700-010 | 1200 | x 330 | x 100 | x 50 | Wire Basket | Chrome |

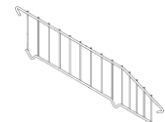
Basket Profile



Note: This style basket has full length scan plate on both the front & back to suit standard shelf Data Strip.

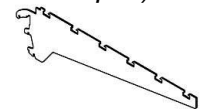
WIRE BASKETS DIVIDERS - (to suit the above baskets)

| | | | |
|---------|-------|----------------|--------|
| 805-346 | 430mm | Basket Divider | Chrome |
| 802-025 | 330mm | Basket Divider | Chrome |



BASKET BRACKETS - (to suit the above baskets - Multi-Angle, Straight position plus 2 down slopes)

| | | | |
|---------|-------|-----------------------------|-------------|
| 700-022 | 470mm | Bracket - 6 Notch - (430mm) | Oyster Grey |
| 700-056 | 355mm | Bracket - 4 Notch - (330mm) | Oyster Grey |



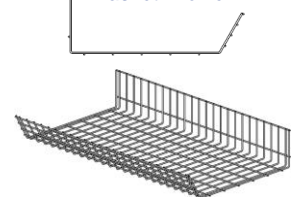
(OPTION No. 2)

WIRE BASKETS - (Old System 70 Mk 1 basket style - will also fit into the new System 70 Mk 2 units)

Note: These baskets are wider across the top than the bottom.

| | <u>Module</u> | <u>Bottom</u> | <u>Top</u> | <u>Front</u> | <u>Back</u> | |
|---------|---------------|---------------|------------|--------------|-------------|-------------|
| 830-012 | 914 | x 391 | x 470 | x 150 | x 100 | Wire Basket |
| 825-029 | 1200 | x 391 | x 470 | x 150 | x 100 | Wire Basket |

Basket Profile



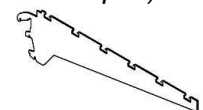
WIRE BASKETS DIVIDERS - (to suit the above baskets - old System 70 Mk 1)

| | | | |
|---------|-------|----------------|--------|
| 825-030 | 391mm | Basket Divider | Chrome |
|---------|-------|----------------|--------|



BASKET BRACKETS - (to suit the above baskets - Multi-Angle, Straight position plus 2 down slopes)

| | | | |
|---------|-------|-------------------|-------------|
| 700-023 | 405mm | Bracket - 5 Notch | Oyster Grey |
|---------|-------|-------------------|-------------|



HEAD OFFICE [NSW]

205-231 Fairfield Road
Yennora NSW 2161

Phone: (02) 8724 4600
Fax: (02) 8724 4699

VICTORIA

Suite 3, 203-205 Blackburn Road
Mount Waverley Vic 3149

Phone: (03) 9847 6822
Fax: (03) 9847 8868

QUEENSLAND

Unit 20b, 10-20 Depot Street
Banyo Qld 4014

Phone: (07) 3266 9502
Fax: (07) 3266 4269

System 70 - Mk 2

COMPONENTS LIST

MODULAR HEAVY DUTY CANTILEVER GONDOLA SHELVING SYSTEM

| Code | Dimensions | Description | Finish |
|------|------------|-------------|--------|
|------|------------|-------------|--------|

WIRE SHELVES - (Mainly used in Supermarket & Convenience stores)

Gibson Shopfitters high quality "Wire Shelves" has the wires spaced at 11mm centres (7mm cap) so all products are able stand upright easily on our wire shelves.

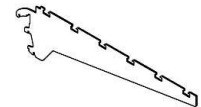
Note: Our high quality wire shelves only come in 915mm module and have 79 wires.

| | | | |
|---------|-----------|-------------------------|--------|
| 805-348 | 915 x 470 | Wire Shelf - Base Shelf | Chrome |
| 805-347 | 915 x 470 | Wire Shelf - Mid Shelf | Chrome |
| 803-028 | 915 x 400 | Wire Shelf - Base Shelf | Chrome |
| 805-100 | 915 x 400 | Wire Shelf - Mid Shelf | Chrome |
| 802-026 | 915 x 364 | Wire Shelf - Mid Shelf | Chrome |



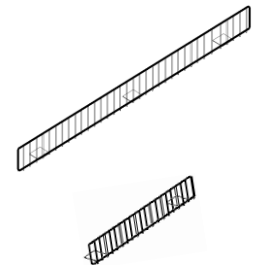
SHELF BRACKETS FOR WIRE SHELVES - (Multi-Angle - Straight position plus 2 down slopes)

| | | | |
|---------|-------|-----------------------------|-------------|
| 700-022 | 470mm | Bracket - 6 Notch - (470mm) | Oyster Grey |
| 700-023 | 405mm | Bracket - 5 Notch - (400mm) | Oyster Grey |
| 700-056 | 355mm | Bracket - 4 Notch - (364mm) | Oyster Grey |



SHELF FRONTS & DIVIDERS - (suit "Wire Shelves" only)

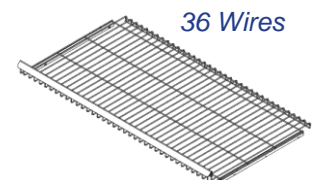
| | | | |
|---------|----------|---------------------------------|--------|
| 803-010 | 915 x 76 | Wire Front - suit 79 Wire Shelf | Chrome |
| 803-702 | 470 x 76 | Shelf Divider - suit Wire Shelf | Chrome |
| 803-020 | 400 x 76 | Shelf Divider - suit Wire Shelf | Chrome |
| N/A | 364 x 76 | Shelf Divider - suit Wire Shelf | Chrome |



BREAD SHELF - (rear notched - 50mm high front)

Note: Use 470mm Multi-Angle brackets with this bread shelf.

| | | | |
|---------|-----------|-------------------------|--------|
| 802-268 | 914 x 494 | Bread Shelf - (36 Wire) | Chrome |
|---------|-----------|-------------------------|--------|



CEILING HOOKS - (for grid style store ceilings)

| | | | |
|---------|-----------|--------------|----------|
| 432-225 | "A" Style | Ceiling Hook | Aluminum |
| 432-226 | "B" Style | Ceiling Hook | Aluminum |



CEILING HOOK CLOSED
(A + A) or (B + B)
CEILING HOOK OPEN (A + B)

HEAD OFFICE [NSW]

205-231 Fairfield Road
Yennora NSW 2161

Phone: (02) 8724 4600
Fax: (02) 8724 4699

VICTORIA

Suite 3, 203-205 Blackburn Road
Mount Waverley Vic 3149

Phone: (03) 9847 6822
Fax: (03) 9847 8868

QUEENSLAND

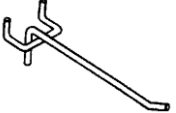



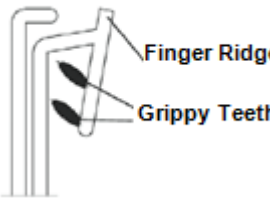

Unit 20b, 10-20 Depot Street
Banyo Qld 4014

Phone: (07) 3266 9502
Fax: (07) 3266 4269

System 70 - Mk 2

COMPONENTS LIST

MODULAR HEAVY DUTY CANTILEVER GONDOLA SHELVING SYSTEM

| Code | Dimensions | Description | Finish | |
|--|------------|-----------------------------------|--------|---|
| <u>PEGBOARD HOOK - SINGLE PRONG</u> - (suits Punched Panel, Pegboard or Slatwall) | | | | <u>Stock Line</u> |
| 825-043 | 76mm | Pegboard Hook | Chrome |  |
| 713-892 | 152mm | Pegboard Hook | Chrome | |
| 820-043 | 229mm | Pegboard Hook | Chrome | |
| 820-044 | 300mm | Pegboard Hook | Chrome | |
| <u>FLIPPER HOOKS</u> - (suits Punched Panel, Pegboard or Slatwall) Pack qty 100 off | | | | <u>Lead-time 3-4 days</u> suits Punched Panel |
| 986-151 | 75mm | Flipper Hook - suit pegboard | Chrome |  |
| 701-354 | 150mm | Flipper Hook - suit pegboard | Chrome | |
| 701-356 | 225mm | Flipper Hook - suit pegboard | Chrome | |
| 701-358 | 300mm | Flipper Hook - suit pegboard | Chrome | |
| <u>FLIPPER HOOKS</u> - (suits 25mm grid Wire Mesh Infill Panel) Pack qty 100 off | | | | <u>Lead-time 3-4 days</u> suits Wire Mesh Infill Panel |
| 993-063 | 100mm | Flipper Hook - suit mesh grid | Chrome |  |
| 921-601 | 150mm | Flipper Hook - suit mesh grid | Chrome | |
| 986-138 | 225mm | Flipper Hook - suit mesh grid | Chrome | |
| 986-008 | 300mm | Flipper Hook - suit mesh grid | Chrome | |
| <u>LABEL HOLDERS for FLIPPER HOOKS</u> - (50 or 80mm Long) Pack qty 100 off | | | | <u>Lead-time 3-4 days</u> |
| 993-651 | 50 x 26mm | Label Holder for Flipper Hook | Clear |  suits above Flipper Hooks |
| 993-652 | 50 x 26mm | Label Holder for Flipper Hook | Black | |
| 993-653 | 50 x 26mm | Label Holder for Flipper Hook | Blue | |
| 992-684 | 80 x 26mm | Label Holder for Flipper Hook | Clear | |
| 986-148 | 80 x 26mm | Label Holder for Flipper Hook | Black | |
| 993-654 | 80 x 26mm | Label Holder for Flipper Hook | Red | |
| 993-655 | 80 x 26mm | Label Holder for Flipper Hook | Grey | |
| 993-656 | 80 x 26mm | Label Holder for Flipper Hook | Blue | |
| <u>DATA STRIP</u> - (914 or 1200mm Long) Pack qty 50 off | | | | <u>Lead-time 3-4 days</u> |
| 993-354 | 914 x 26 | Data Strip with shelf talker grip | Clear | <u>CROSS SECTION of Shelf Talker Grip</u>  Available Colours  |
| 992-891 | 1200 x 26 | Data Strip with shelf talker grip | Clear | |
| 993-105 | 914 x 26 | Data Strip with shelf talker grip | Black | |
| 992-998 | 1200 x 26 | Data Strip with shelf talker grip | Black | |
| 992-350 | 914 x 26 | Data Strip with shelf talker grip | Red | |
| 993-657 | 1200 x 26 | Data Strip with shelf talker grip | Red | |
| 993-658 | 914 x 26 | Data Strip with shelf talker grip | Grey | |
| 993-659 | 1200 x 26 | Data Strip with shelf talker grip | Grey | |
| 993-660 | 914 x 26 | Data Strip with shelf talker grip | Blue | |
| 993-661 | 1200 x 26 | Data Strip with shelf talker grip | Blue | |

HEAD OFFICE [NSW]

205-231 Fairfield Road
Yennora NSW 2161

Phone: (02) 8724 4600
Fax: (02) 8724 4699

VICTORIA

Suite 3, 203-205 Blackburn Road
Mount Waverley Vic 3149

Phone: (03) 9847 6822
Fax: (03) 9847 8868

QUEENSLAND

Unit 20b, 10-20 Depot Street
Banyo Qld 4014

Phone: (07) 3266 9502
Fax: (07) 3266 4269

System 70 - Mk 2

COMPONENTS LIST

MODULAR HEAVY DUTY CANTILEVER GONDOLA SHELVING SYSTEM

| Code | Dimensions | Description | Finish |
|------|------------|-------------|--------|
|------|------------|-------------|--------|

MAGAZINE & CARD HOLDERS - (these fit into both System 70 Mk 1 & Mk 2 units)

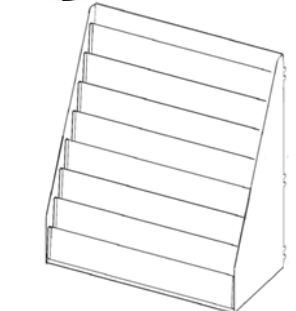
Note: Our "Magazine & Card Holders" simply locate into the slots on a gondola post or a feature end frame. They have powder coated steel sides and clear acrylic fronts.

These are manufactured to order, supplied flat packed and require assembly.

| | <u>Module</u> | <u>Height</u> | <u>Depth</u> | | |
|---------|---------------|---------------|--------------|------------------------|-------------|
| 896-024 | 914 x | 729 x | 262 | Magazine Holder 5 Tier | Oyster Grey |
| 896-027 | 914 x | 729 x | 262 | Magazine Holder 5 Tier | Satin Black |
| 896-066 | 914 x | 1082 x | 442 | Magazine Holder 8 Tier | Oyster Grey |
| 896-081 | 914 x | 1082 x | 442 | Magazine Holder 8 Tier | Satin Black |
| | <u>Module</u> | <u>Height</u> | <u>Depth</u> | | |
| 896-045 | 1200 x | 729 x | 262 | Magazine Holder 5 Tier | Oyster Grey |
| 896-097 | 1200 x | 729 x | 262 | Magazine Holder 5 Tier | Satin Black |
| 896-096 | 1200 x | 1082 x | 442 | Magazine Holder 8 Tier | Oyster Grey |
| 896-090 | 1200 x | 1082 x | 442 | Magazine Holder 8 Tier | Satin Black |



5 Tier



8 Tier



Card Holder

CARD HOLDERS - (these divide each tier of the above holders into 2 for doubling up with cards)

| | <u>Module</u> | <u>Height</u> | <u>Depth</u> | | |
|---------|---------------|---------------|--------------|-------------|---------------|
| 896-331 | 914 x | 294 x | 20 | Card Holder | Clear Acrylic |
| 896-332 | 1200 x | 294 x | 20 | Card Holder | Clear Acrylic |

LOUVRE CROSSBAR - (in place of louvre panels for "Stor-Pac" plastic bins)

Note: Gibson Shopfitters do not sell the plastic bins unfortunately.

| | | | | |
|---------|--------|-----------------|------------------|-------------|
| 700-350 | 915mm | Louvre Crossbar | for plastic bins | Oyster Grey |
| 700-351 | 1200mm | Louvre Crossbar | for plastic bins | Oyster Grey |



Plastic Bins not
from Gibson's

HEAD OFFICE [NSW]

205-231 Fairfield Road
Yennora NSW 2161

Phone: (02) 8724 4600
Fax: (02) 8724 4699

VICTORIA

Suite 3, 203-205 Blackburn Road
Mount Waverley Vic 3149

Phone: (03) 9847 6822
Fax: (03) 9847 8868

QUEENSLAND

Unit 20b, 10-20 Depot Street
Banyo Qld 4014

Phone: (07) 3266 9502
Fax: (07) 3266 4269